



DIGITAL SCREEN INTELLIGENT GEL STORAGE BATTERY - GEL SERIES

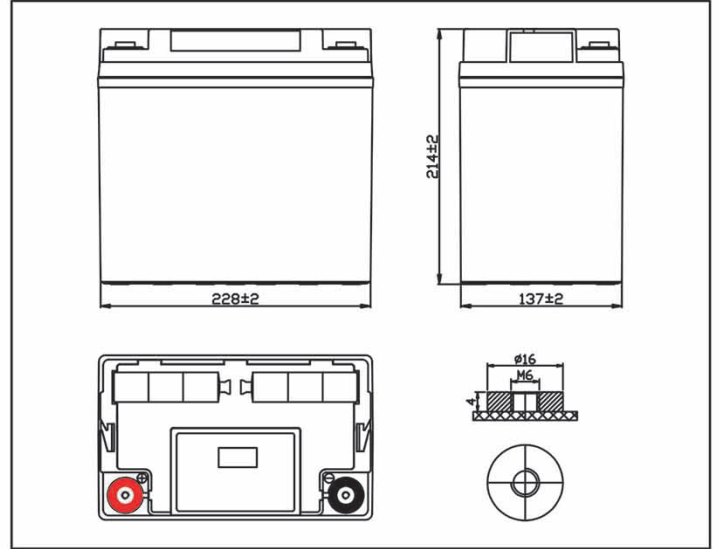
MODEL: OT55-12(GEL)/DS

NO.: 302070066-00007



Plane Chart:

Unit:(mm) Terminal type:(T1)



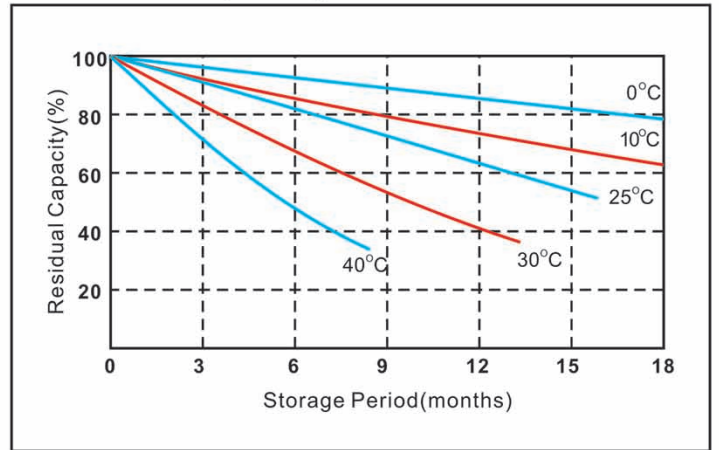
ISO 9001
 ISO 14001
 OHSAS 18001



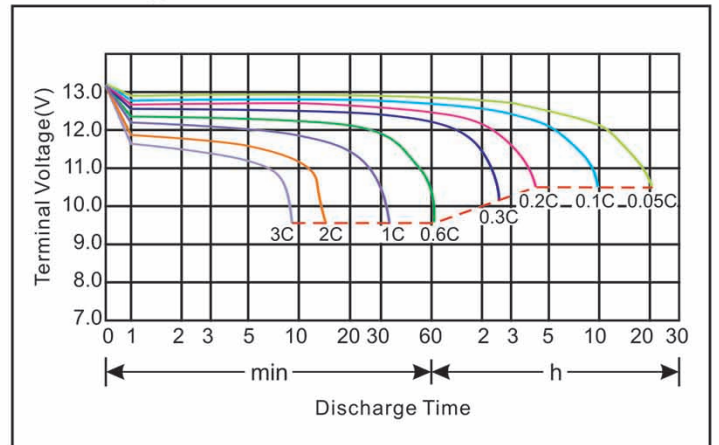
Parameter Chart:

Volts		12V	
Capacity(25°C)	20 hours rate (2.75A)	55Ah	
Discharge Current Testing (25°C)	20 I ₂₀ rate (55A,27min)	34min	
	60 I ₂₀ rate (165A,7min)	10min	
Internal Resistance	Full Charged Battery 25°C	6.5mΩ	
Capacity Affected By Temperature	40°C	104%	
	25°C	100%	
	0°C	83%	
	-15°C	65%	
Residual Capacity (25°C)	Capacity After 3 Months Storage	91%	
	Capacity After 6 Months Storage	82%	
	Capacity After 12 Months Storage	65%	
Charge (Constant Voltage)	Cycle (25°C)	Initial Charging Current Less Than 16.5A Voltage 14.5~14.9V	
	Float (25°C)	Charge Voltage 13.6~13.8V	
Weight (Approx)		16.7Kg	

Residual Capacity



Discharge Current 25°C



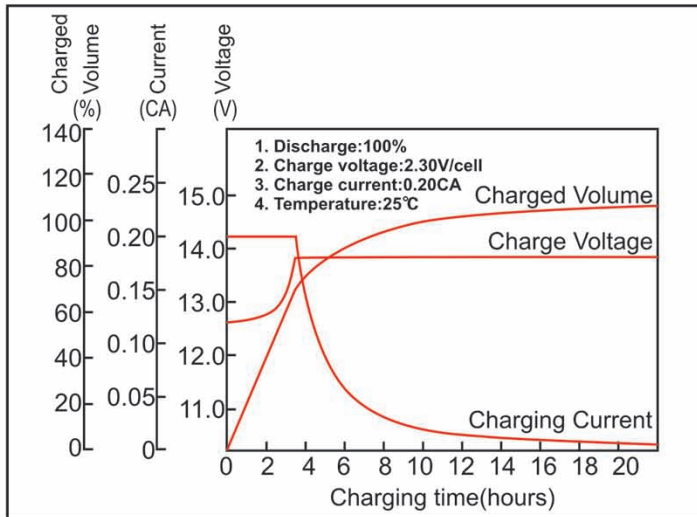
★The above are average and data obtained from the first 3 charge/discharge cycles. These are not minimum values.



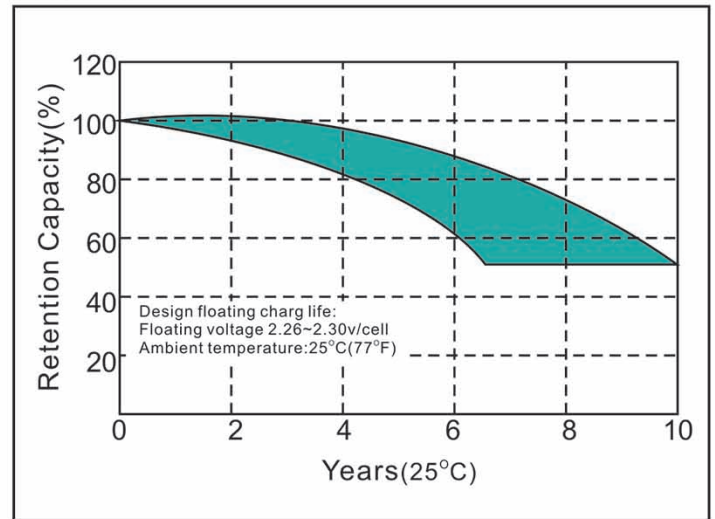
MODEL: OT55-12(GEL)/DS

NO.: 302070066-00007

Constant voltage charging characteristics



Float Life



Constant Current Discharge Characteristics (A, 25°C)

F.V/Time	5min	10min	15min	30min	60min	2h	3h	5h	8h	10h	20h
9.60V	180.4	130.3	100.2	62.1	36.1	20.1	14.7	10.0	6.7	5.6	2.9
10.2V	171.3	124.2	96.2	59.6	34.7	19.8	14.5	9.9	6.7	5.5	2.9
10.5V	169.3	122.2	94.3	58.4	33.9	19.6	14.4	9.8	6.6	5.5	2.8
10.8V	161.3	116.2	91.3	56.6	32.9	19.4	14.2	9.7	6.5	5.5	2.8

Constant Power Discharge Characteristics (Watt, 25°C)

F.V/Time	10min	10min	15min	30min	60min	2h	3h	5h	8h	10h	20h
9.60V	1893.8	1406.8	1100.2	697.4	410.8	232.5	173.3	118.2	79.8	66.7	34.8
10.2V	1799.6	1336.7	1056.1	669.3	394.8	229.5	171.3	117.2	79.1	66.1	34.7
10.5V	1777.5	1319.6	1035.1	655.3	703.4	226.5	169.3	116.2	78.6	66.0	34.4
10.8V	1691.4	1256.5	1003.0	635.3	374.7	224.4	167.3	115.2	77.7	65.8	34.3

Capacity Factors With Different Temperature

Battery Type		-20°C	-10°C	0°C	5°C	10°C	20°C	25°C	30°C	40°C	45°C
GEL Battery	12V	50%	70%	83%	85%	90%	98%	100%	102%	104%	105%

★The above are average and data obtained from the first 3 charge/discharge cycles. These are not minimum values.



ZHANGZHOU HUAWEI POWER SUPPLY TECHNOLOGY CO.,LTD.

Add:Industrial District of Lieyu Town, Yunxiao County, Zhangzhou-363300,Fujian, China
Tel:+86-596-8991888 E-mail:huawei-battery@vip.163.com Http://www.huawei-battery.com